



VASTRATECH PROFESSIONAL DEVELOPMENT OFFERING

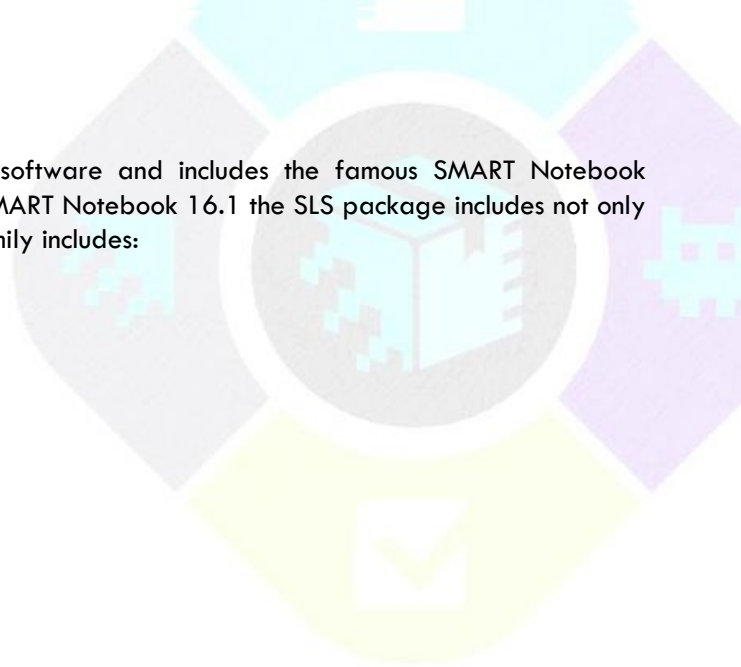
SMART Learning Suite:

SMART Learning Suite (SLS) is the world leading classroom software and includes the famous SMART Notebook Collaborative Learning Software. With the newest release of SMART Notebook 16.1 the SLS package includes not only the SMART Notebook Software, but the new additions to the family includes:

- SMART Notebook Collaborative Learning Software
- Lesson Activity Builder (LAB)
- Response 2
- SMART amp
- Assessment for Learning
- Math Tools

SMART Digital Educator Learning Pathway

The SMART Digital Educator Learning Pathway will enable a teacher to fully develop an understanding of the basic use of the SMART Hardware and Software for the use in their classrooms. This course will follow the principal of a learning journey ensuring that the client benefits from the time spent in development by the focus of the face to face training falling on the pedagogical application of the tools and features of SMART Notebook. The course will contain various aspects to increase the value of the product offering to the client. Outlined below are the various courses and aspects that will make up the SMART Digital Educator.



1. Pricelist and Product Codes 2018*

2.1 Basic User Training (Basic Button)

Group Training – Maximum 10 People		RRP
TRA-SLS-BB	SMART Notebook 16 Basic Button	R 5 000,00

2.2 Continuous Professional Development - Modular Programme

Group Training – Maximum 10 People		RRP
TRA-eCPDM-1	SMART Learning Suite Modular Level 1	TBC
TRA-eCPDM-2	SMART Learning Suite Modular Level 2	TBC
TRA-FAC-ON-SITE	On-Site Facilitator (TBC)	TBC

2.3 Individual SMART Learning Suite Products

Group Training – Maximum 10 People – Per person Training		RRP	Duration
TRA-SLS-NB-1	SMART Learning Suite – Basics	R 1 250,00	Full-day
TRA-SLS-NB-2	SMART Learning Suite – Intermediate	R 1 440,00	Full-day
TRA-SLS-R2	SMART Response 2 for Assessment	R 813,00	Half-day
TRA-SLS-MATH	SMART Math Tools powered by Geogebra	R 813,00	Half-day
TRA-SLS-LAB	SMART Lesson Activity Builder	R 813,00	Half-day
TRA-SLS-AMP	SMART Amp	R 813,00	Half-day

2.4 Teachers 4 Change Certification

Group Training – Maximum 5 People – Per person Training		RRP
TRA-SLS-NB-1	SMART Learning Suite – Basics	R 8 500,00
TRA-SLS-NB-2	SMART Learning Suite – Intermediate	
TRA-SLS-R2	SMART Response 2 for Assessment	
TRA-SLS-MATH	SMART Math Tools powered by Geogebra	
TRA-SLS-LAB	SMART Lesson Activity Builder	
TRA-SLS-AMP	SMART Amp	
TRA-T4C-CERT	Teachers 4 Change Certification	

2.5 SMART Certified Education Trainer

Training Held at VastraTech SCTC - Per Person Training		RRP
TRA-SLS-NB-1	SMART Learning Suite – Basics	R 20 000,00
TRA-SLS-NB-2	SMART Learning Suite – Intermediate	
TRA-SLS-R2	SMART Response 2 for Assessment	
TRA-SLS-MATH	SMART Math Tools powered by Geogebra	
TRA-SLS-LAB	SMART Lesson Activity Builder	
TRA-SLS-AMP	SMART Amp	
TRA-T4C-CERT	Teachers 4 Change Certification	
TRA-T4C-CERT	SMART Certified Online Certification (SCET)	
TRA-SBTSS	SMART Basic Troubleshooting & Support	R 1 250,00



SMART Learning Suite - Notebook Beginner

Duration: Full Day (08:30 – 16:30)

Overview:

Attendees will get the greatest value out of this course if their goal is to learn how to use the world leading multimodal SMART Learning Suite software specifically developed for teaching and learning.

- Understand the hardware components of the SMART Board with a basic troubleshooting competence to solve simple hardware issues that may arise.
- Interact with the SMART Board hardware and build confidence in using the equipment during teaching.
- Understand the basic tools and features of the SMART Notebook Software and how it can be applied to specific subject areas.
- Use the basic features of Lesson Activity Builder (LAB) to include Gamification activities in the lesson.
- Customise the SMART Notebook interface to suit your specific classroom requirements and access the features you use most with one touch.
- Learn about SMART ink and the value it brings to your teaching by inking directly onto many other applications like PDF's.
- Learn how to easily integrate eBook content, PDF learner books and other applications like Microsoft PowerPoint into your teaching and learning.

Audience:

- All teachers who are interested to improve their teaching and learning experience by using relevant software that's been developed with the Learner at the centre.
- All teachers that's been provided with the SMART Learning Suite or SMART Board in the classrooms and need to understand the full value of the technology.

Pre-requisites to attend:

- Online Introduction to the SMART Learning Suite: Notebook Beginner courses:
[Getting Started with SMART Notebook](#)
[Teaching and Learning with SMART Notebook](#)
- Willingness to experiment and have fun with fantastic tools meant for teaching and learning.
- Good understanding of computers with a moderate level of operation competence (ICT Skills) will ensure more effective professional development sessions.

Course content and additional information included on the next page

[Enquire / Book your seat click here](#)


VastraTech (Pty) Ltd

Thornhill Office Park. Building 16. 94 Bekker Road. Vorna Valley. Midrand. 1684. Gauteng. South Africa.

PostNet Suite 393. Private Bag X29. Gallo Manor. 2052. Gauteng. South Africa.

T +27 11 300 7900 | F +27 11 465 0683 | E info@vastratech.com | www.vastratech.com



SMART Learning Suite: Notebook Beginner			
Course Content			
SMART Basic User Competence / Troubleshooting		Duration	CPTD Points
SMART Hardware Competence	Getting Started <ul style="list-style-type: none"> • SMART Board (Product Specific) Hardware introduction • Basic User Troubleshooting • Maintenance of the SMART Notebook • Troubleshooting SMART Notebook software • Disabling and removing add-ons 	1 hour	1 Point
SMART Notebook Basic Competence		Duration	CPTD Points
SMART Notebook Basics	 <p>The world's premiere education software, SMART Notebook® facilitates engaging and hands-on learning experiences while providing the flexibility to respond to the needs of learners on the fly.</p> <p>Pre-requisite:</p> <ul style="list-style-type: none"> • Introduction to SMART Learning suite online course <p>Session 1:</p> <ul style="list-style-type: none"> • Creating and working with files and pages • Creating basic objects • Working with objects • Inserting and sharing content • Creating lesson activities • Using SMART lab <p>Session 2:</p> <ul style="list-style-type: none"> • Preparing to present • Presenting lesson activities • Using presentation tools • Clearing and resetting pages • Feedback an improvement of lesson pedagogy • Peer to Peer Evaluation (Pedagogical use of tools for specific subject application etc.) • Session Feedback 	4 hours	5 Points

Office hours: Monday to Friday 08:00 – 16:00

[Enquire / Book your seat click here](#)

Phone Enquiries: 011 300 7900



SMART Learning Suite - Notebook Intermediate

Duration: Full Day (08:30 – 16:30)

Overview:

Attendees will get the greatest value out of this course if their goal is to learn how to use the world leading multi-modal SMART Learning Suite software specifically developed for teaching and learning. This course will introduce and provide more advanced tools that can be utilised to engage learning more effectively in the classroom.

- Interact with the SMART Board hardware and build confidence in using the equipment during teaching.
- Put the basic tools and features of the SMART Notebook Software to the test and apply it to your specific subject area.
- Use the Lesson Activity Builder (LAB) to increase learner engagement with easy device (iOS or Android) integration.
- Develop a lesson that is easy to present and easy to follow.
- Integrate SMART ink by using awesome SMART tools and features in all other software applications.
- Simplify lesson delivery by applying best practices to ensure a smooth flow of resources and content during lesson presentation.

Audience:

- Teachers who are ready to evolve their design skills and thinking beyond the classroom and focus on improving the learning experiences provided to their learners.
- All teachers that has SMART Learning Suite Software or a SMART Board in their classroom or school.
- Teachers who has the urge to understand the full value of leading learning technologies and how it can add value to your classroom.

Pre-requisites to attend:

- Online Introduction to the SMART Learning Suite: Notebook Beginner courses:
[Getting Started with SMART Notebook](#)
[Teaching and Learning with SMART Notebook](#)
- SMART Learning Suite: Notebook Beginner Course Face-to-Face.
- Willingness to experiment and have fun with fantastic tools meant for teaching and learning.
- Good understanding of computers with a moderate to high level of operation competence (ICT Skills) will ensure more effective professional development sessions.

Course content and additional information included on the next page

[Enquire / Book your seat click here](#)


VastraTech (Pty) Ltd

Thornhill Office Park. Building 16. 94 Bekker Road. Vorna Valley. Midrand. 1684. Gauteng. South Africa.

PostNet Suite 393. Private Bag X29. Gallo Manor. 2052. Gauteng. South Africa.

T +27 11 300 7900 | F +27 11 465 0683 | E info@vastratech.com | www.vastratech.com



SMART Notebook Intermediate			
Course Content		Duration	CPTD Points
<p>SMART Notebook Intermediate</p>  <p>The world's premiere education software, SMART Notebook® facilitates engaging and hands-on learning experiences while providing the flexibility to respond to the needs of learners on the fly.</p>	<p>Prerequisite (Online): Complete the online courses to consolidate understanding of the software interface, tools and features that will be covered and applied in the SMART Notebook Intermediate workshop.</p> <ul style="list-style-type: none"> ➤ Prior-Knowledge Assessment (Where are we and What do we know about SMART) ➤ SMART Learning Suite: Notebook Beginner 	<p>1 Day</p>	<p>5 Points</p>
	<p>Structuring and organizing lessons</p> <ul style="list-style-type: none"> • The Lesson Activity Toolkit • Adding title pages • Grouping pages • Linking pages • Adding attachments • Organizing the My Content folder <p>Adding style to lesson activities</p> <ul style="list-style-type: none"> • Inserting a theme • Creating and editing a theme • Creating custom pen styles • Creating and using tables <p>Building interactive lesson activities</p> <ul style="list-style-type: none"> • Adding interactivity to lessons • Dual Page Display and Pin Page • Concept Mapping • Using Add-ons (You Tube, Image search, SMART Blocks, Geogebra and Notebook Connect) • Using the LAB <p>Integrating rich media into lesson activities</p> <ul style="list-style-type: none"> • Integrating rich media into lesson activities • Attaching sound to objects • Animating objects • Using an Internet browser in your lesson • Using SMART Recorder • Lesson development in SMART Notebook software <p>Concluding activity: Presenting and Sharing lessons</p> <ul style="list-style-type: none"> • Presentation tips, tricks and best practices for interactive whiteboard and flat panel users • Using interactive presentationtools • Sharing with SMART Learning Suite 17 		

Office hours: Monday to Friday 08:00 – 16:00

[Enquire / Book your seat click here](#)

Phone Enquiries: 011 300 7900



SMART Learning Suite – Lesson Activity Builder (LAB)

Duration: Half-Day (4 Hours)

Overview:

Attendees will get the greatest value out of this course if their goal is to learn how to use the world leading multimodal SMART Learning Suite software specifically developed for teaching and learning.

- Take your lesson development to the next level by bringing lesson content alive.
- Finally find out what the difference is between Gamification vs. Game-Based Learning.
- Integrate your learner devices in the classroom to track and gauge learner understanding through fun and engaging games that is related to your lesson content (Android, iOS and Windows).
- Create activities on the fly in just 5 minutes
- Support your learning environment by providing opportunities for Whole Class, Small Group or Individual learner activities.

Audience:

- Teachers who are progressive and looking to increase learner engagement through Game-Based activities.
- Teachers who are ready to provide learning experiences to the modern learner of today.
- Innovative teachers who want to assess learner understanding of subject matter while providing fun, engaging activities with built in analytics.
- Present, Play, Assess, Achieve.
- Teachers that's been provided with the SMART Learning Suite or SMART Board in the classrooms and need to understand the full value of the technology.

Pre-requisites to attend:

- Online Introduction to the SMART Learning Suite: Notebook Beginner courses:
[Getting Started with SMART Notebook](#)
[Teaching and Learning with SMART Notebook](#)
- SMART Learning Suite: Notebook Beginner and Intermediate Course Face-to-Face.
- Willingness to experiment and have fun with fantastic tools meant for teaching and learning.
- Good understanding of computers with high level of operation competence (ICT Skills) will ensure more effective professional development sessions.

Course content and additional information included on the next page

[Enquire / Book your seat click here](#)

VastraTech (Pty) Ltd


Thornhill Office Park. Building 16. 94 Bekker Road. Vorna Valley. Midrand. 1684. Gauteng. South Africa.

PostNet Suite 393. Private Bag X29. Gallo Manor. 2052. Gauteng. South Africa.

T +27 11 300 7900 | F +27 11 465 0683 | E info@vastratech.com | www.vastratech.com



SMART Learning Suite: Lesson Activity Builder (LAB)

Course Content		SACE CPTD Points
<p style="text-align: center;">SMART LAB</p>  <p>SMART lab gives teachers customisable templates to create game-based activities in minutes. The quality graphics, sounds and compatibility with a variety of student devices, including Chromebooks, keep students engaged for hours.</p>	<p>Getting started</p> <ul style="list-style-type: none"> Using SMART LAB software Why introduce Game-based Learning? What is difference between Gamification vs. Game Based Learning? <p>SMART LAB Activities</p> <ul style="list-style-type: none"> Cognitive processes LAB develops SMART LAB Interface Super Sort Shout it Out! Rank Order Flip Out Fill in the Blanks Match 'em up! Label Reveal Speedup Monster Quiz Manage Lists <p>Running a SMART LAB session</p> <ul style="list-style-type: none"> About Classlab.com The value of collaboration with learner devices <p>Creating interactive lessons</p> <ul style="list-style-type: none"> Add LAB to your existing lessons SMART LAB Best Practices, tips and tricks 	<p>Awaiting SACE endorsement</p>

Office hours: Monday to Friday 08:00 – 16:00

[Enquire / Book your seat click here](#)

Phone Enquiries: 011 300 7900



SMART Learning Suite – Response 2

Duration: Half-Day (4 Hours)

Overview:

Attendees will get the greatest value out of this course if their goal is to learn how to use the world leading multimodal SMART Learning Suite: Response 2 Assessment software specifically developed to for teaching and learning.

- SMART Response 2 assessment software is included as part of the SMART Learning Suite and all teachers have access to the platform on an active subscription.
- Assess learner understanding and subject content by using the real-time feedback provided by Response 2
- Integrate learner devices (Android, iOS and Windows) by engaging learners with assessments delivered directly to their devices.
- Create assessments in 5 minutes and save time on marking and capturing of marks after the assessment.
- Review the assessments in real-time with the learners and clarify concepts and understanding before they leave the classroom.
- Include relevant lesson content from eBooks and your personal eContent by including familiar images.

Audience:

- Innovative teacher who want to use technology to cut their marking and grading time in half.
- Teachers who are interested to use assessment to improve their teaching and learning experiences by using real-time instant feedback.
- Teachers that's been provided with the SMART Learning Suite or SMART Board in the classrooms and want to utilise purpose-designed assessment software for learning.

Pre-requisites to attend:

- Online Introduction to the SMART Learning Suite: Notebook Beginner courses:
[Getting Started with SMART Notebook](#)
[Teaching and Learning with SMART Notebook](#)
- SMART Learning Suite: Notebook Beginner and Intermediate Course Face-to-Face.
- Willingness to experiment and have fun with fantastic tools meant for teaching and learning.
- Good understanding of computers with a moderate to high level of operation competence (ICT Skills) will ensure more effective professional development sessions.

Course content and additional information included on the next page

[Enquire / Book your seat click here](#)

VastraTech (Pty) Ltd


Thornhill Office Park. Building 16. 94 Bekker Road. Vorna Valley. Midrand. 1684. Gauteng. South Africa.

PostNet Suite 393. Private Bag X29. Gallo Manor. 2052. Gauteng. South Africa.

T +27 11 300 7900 | F +27 11 465 0683 | E info@vastratech.com | www.vastratech.com



SMART Learning Suite: Response 2 for Assessment

Course Content		SACE CPTD Points
<p>SMART Response 2</p>  <p>SMART lab gives teachers customizable templates to create game-based activities in minutes. The quality graphics, sounds and compatibility with a variety of student devices, including Chromebooks, keep students engaged for hours.</p>	<p>Getting started</p> <ul style="list-style-type: none"> About SMART Response 2 Using SMART Response 2 for the first time The value of real-time assessment in the classroom SMART Response 2 interface <p>Assessment in the Classroom</p> <ul style="list-style-type: none"> What is Assessment and why is it so important? Formative vs Summative Assessment Assessing to clarify understanding or complete curriculum? Who is Polling useful during teaching and learning? <p>Creating a SMART Response 2 session</p> <ul style="list-style-type: none"> Creating assessments in SMART Response 2 About Classlab.com Increase learner engagement and device integration for your in-classroom assessments <p>Running a SMART Response 2 session</p> <ul style="list-style-type: none"> Launch SMART Response 2 assessments Engage real-time, live feedback (analytics) during assessments Export learner results (automatic results capture) Analyse results to identify teaching and learning gaps Create Response 2 assessments in existing lessons SMART Response 2 tips, tricks and best practices 	<p>Awaiting SACE endorsement</p>

Office hours: Monday to Friday 08:00 – 16:00

[Enquire / Book your seat click here](#)

Phone Enquiries: 011 300 7900